

Methodology

Qi's Fair Value Gap (FVG) analysis was used to construct a long/short portfolio consisting of the 50 single name European stocks in the Stoxx 600 with the most extreme FVGs; 25 longs ranked as cheapest according to Qi's macro models and 25 shorts ranked as the most expensive. **Over the last 12 years this L/S strategy returned an annualised 13.4% compared to an annualised return of 9.4% for the Stoxx 600 (SXXP) Total Return Index.**

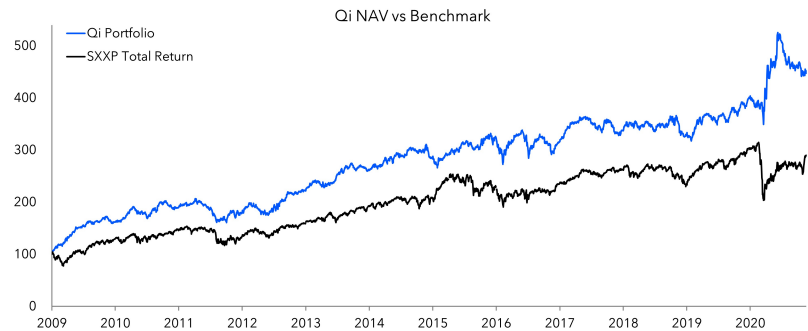
Qi's machine learning algorithm calculates a daily fair value for all securities using the prevailing macro factors for each security. Qi's Fair Value Gap (FVG) is the difference between the prevailing spot market price and this model value and these FVGs can be used as trading signals to generate alpha. Qi Labs back-tested the quality of this signal using the long term FVGs (250 business days look back) across the Stoxx 600 (no membership bias). The sample period tested runs from 2nd January 2009 to 18th November 2020.

To test these trading signals, Qi created a rolling portfolio consisting of those assets with the largest absolute FVGs subject to just one constraint: upon entry, model R^2 had to be 65% or above. Qi's R^2 is a measure of the variance of any security that can be explained by macro factors. Therefore a new trade is only added to the portfolio if the asset is in a macro regime i.e. can be well modelled using macro factors. Trade exit did not depend on R^2 . Positions are closed when the FVG for a stock moves inside -0.25 standard deviations and simultaneously the stock with the next biggest FVG is added to the portfolio. A stop loss parameter was set at -25%. The average holding period for trades in this strategy was 21 trading days.

Long positions are equally weighted at inception and subsequently the notional from each closing position is used to open the next long. For shorts, a dynamic position size optimiser was developed by Qi Labs and employed. The short position sizes are a function of a Qi vol indicator, which tries to pre-empt spikes in VIX using R^2 values from various x-mkt assets. When the Qi vol indicator is high, new short position sizes are increased, and vice-versa. There is no discretionary overlay employed, we are purely testing the reliability of Qi's Fair Value Gaps as trading signals, and the accuracy of using R^2 as a vol indicator. Trading costs have not been considered.

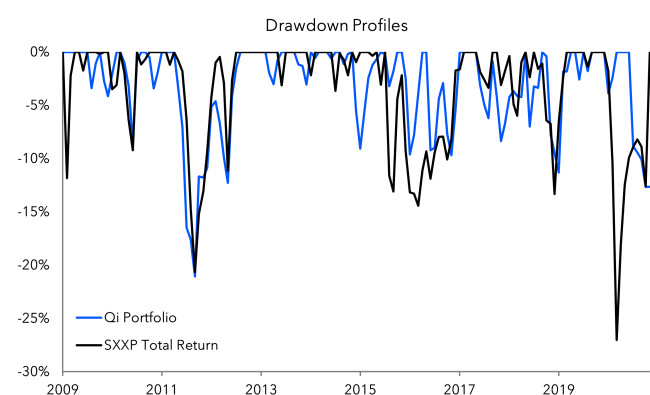
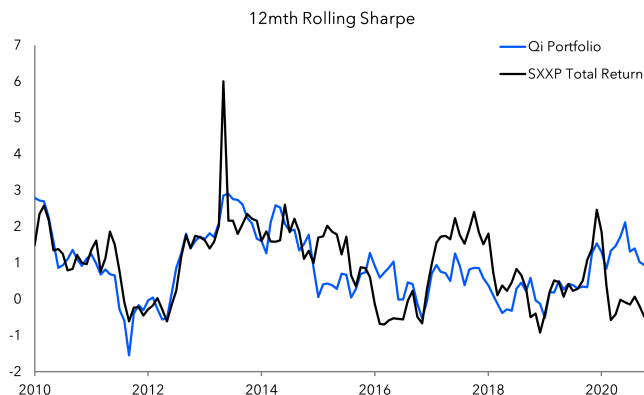
Performance

	Qi	SXXP
Return CAGR	13.4%	9.4%
Avg. Monthly Return	1.1%	0.8%
Avg. Monthly Gain	3.7%	3.4%
Avg. Monthly Loss	-2.6%	-3.1%
Avg. Monthly Gain/Loss	1.5	1.1
Max Monthly Gain	14.2%	14.5%
Max Monthly Loss	-9.0%	-14.4%
Full Period Sharpe	0.94	0.64
1yr Rolling Sharpe High	3.13	6.01
1yr Rolling Sharpe Low	-1.55	-0.92
Max Drawdown	-21.1%	-27.0%



Monthly Returns

	Jan	Feb	Mar	Apr	May	Jun	Jul	Aug	Sep	Oct	Nov	Dec	Yr	SXXP Yr
2009	12.0%	5.8%	8.6%	10.3%	5.6%	3.5%	3.7%	-0.9%	1.8%	3.9%	-2.8%	-1.4%	61.6%	29.4%
2010	0.4%	4.3%	9.8%	-0.4%	-2.4%	-4.3%	4.9%	1.3%	6.8%	-0.1%	-4.8%	1.5%	17.3%	12.3%
2011	2.2%	0.1%	3.3%	1.3%	-3.7%	-4.6%	-7.3%	-2.9%	-2.6%	10.9%	-0.9%	-0.7%	-5.8%	-8.0%
2012	6.4%	1.5%	-2.1%	-3.9%	-3.1%	7.7%	4.2%	3.4%	6.0%	0.3%	1.5%	0.6%	24.1%	18.9%
2013	4.7%	3.7%	-2.9%	-1.2%	2.0%	6.5%	2.2%	3.1%	2.4%	-1.6%	0.3%	-2.2%	21.8%	21.5%
2014	3.4%	0.0%	3.6%	1.7%	1.5%	-0.5%	0.7%	4.3%	-1.3%	-0.7%	2.2%	-6.3%	4.9%	7.8%
2015	-4.6%	4.0%	3.9%	1.2%	0.4%	4.9%	0.3%	-3.3%	1.6%	4.7%	2.9%	-2.0%	14.1%	10.2%
2016	-7.0%	-0.3%	6.1%	3.2%	2.6%	-9.0%	0.3%	4.3%	0.8%	-4.1%	-3.5%	5.4%	-2.4%	2.6%
2017	5.2%	3.7%	2.5%	2.5%	-0.7%	-2.1%	-2.9%	-2.3%	7.6%	-3.7%	-3.5%	1.0%	6.8%	11.4%
2018	2.3%	0.3%	-0.1%	-0.2%	0.5%	-2.6%	3.8%	-0.5%	4.7%	-0.9%	-8.6%	-0.1%	-2.1%	-10.1%
2019	-2.2%	9.2%	-0.3%	4.9%	-3.1%	-0.2%	3.1%	-1.7%	5.5%	-1.2%	2.4%	3.3%	20.7%	27.9%
2020	-4.2%	0.5%	7.4%	14.2%	0.1%	7.4%	-7.2%	-0.3%	-1.9%	-2.6%	0.0%	-	12.2%	-3.7%



**DISCLAIMER AND TERMS OF USE:**

By using any service/product/content developed by Quant Insight Limited (“QI” or “We”) and delivered through the QI website or over email or any other delivery mode on which these Terms and Conditions appear (each, a “Service” or collectively, “Services”), you the recipient of the Service (“You” or the “Recipient” hereafter), agree to be bound by all of the terms in these Terms and Conditions. You may wish to print and keep a copy of these Terms and Conditions. We may change the terms in these Terms and Conditions at any time and such changes will be binding on You if You continue to use a Service after we have notified You (by email, on a Service, or by any other means by which You obtain such notice) that we have changed the terms. Therefore, You should review these Terms and Conditions each time we notify You that we have changed the terms. QI may discontinue or change any Service, or its availability to You, at any time. These Terms and Conditions are personal to You, and You may not delegate Your obligations under them to anyone. If any provision in these Terms and Conditions is invalid or unenforceable under applicable law, the remaining provisions will continue in full force and effect.

These Terms and Conditions, Your obligations, and all actions contemplated by these Terms and Conditions shall be governed by the laws of England and Wales, as if these Terms and Conditions were a contract wholly entered into and wholly performed within England and Wales. By using a Service, You represent, warrant and covenant that You (if You are an individual) are at least 18 years of age, can form legally binding contracts, and (if applicable) are the authorized representative of the entity that is agreeing to these Terms and Conditions. The Services are not designed for use by individuals under 18 years of age, and use by such individuals is not permitted. You agree to keep Your login details private and not to share Your user id with anybody else.

Hyperlinks: For the direct or indirect links to external websites (“hyperlinks”), which lie outside our control, QI disclaims any responsibility, or liability as to such content. QI expressly declares that no illegal content was identified on the linked pages at the time of setting the links and QI has no influence on the design, content or authorship of the linked pages.

Data Protection: All personal user data collected here will only be stored and used for the purpose of providing user products and services. QI ensures that this data will be handled in a confidential manner, in conformity with QI’s Privacy Policy. Notwithstanding the foregoing, however, QI cannot ensure or warrant the security of any personal user data.

LIMITATIONS ON USE

The content available through each Service is the property of QI and is protected by intellectual property laws. Such content may include, for example, studies, analyses, stories, tools, calculators and other items displayed on the Service. Content received through a Service may be displayed, reformatted, and printed for Your personal, non-commercial use only. You agree not to reproduce, retransmit, distribute, disseminate, sell, publish, broadcast or circulate the content received through a Service to anyone, including but not limited to others in the same company or organization, without the express prior written consent of QI. You may not post any content from any Service to newsgroups, mail lists or electronic bulletin boards without the prior written consent of QI. You may not use any of the data on a Service in connection with the issuance, trading, marketing or promotion of investment products (e.g., derivatives, structured products, investment funds, investment portfolios, etc., where the price, return and/or performance of the investment product is based on or related to our data), nor may You use such data as the basis of a financial instrument, without a separate written agreement with QI and any of our applicable Licensors. Except as may be permitted above, You agree not to copy, modify, reformat, download, store, reproduce, reprocess, transmit or redistribute any data or information found on any Service or use any such data or information in a commercial enterprise without obtaining our prior written consent.

Research Use Only

The content on each Service is provided for information and research purposes only, as of the date and time provided, and is subject to change without notice. Service content is not intended to be an offer, or the solicitation of any offer, to buy or sell any investment product including but not limited to securities. Service content, including any information regarding the pricing of, or factors affecting, any currencies, securities, indices, financial instruments or any other assets whatsoever, does not constitute any kind of advice, recommendation or solicitation and may not be relied on in relation to any purchase or sale of any security, product or investment of any kind or any investment decision or strategy. QI makes no representation as to the suitability of the Services for any particular purpose. The service content does not take into account the individual circumstances, objectives or needs of any person and does not constitute any kind of representation that any financial instrument is suitable or appropriate for any person.

To the extent that the service content contains any opinion as to the pricing of, or factors affecting, any instrument or investment of any kind, it should be noted specifically that such opinion will have been formed on the basis of information made available to QI by third parties, the accuracy of which is outside QI’s control, has not been independently verified, and as to which QI accepts no responsibility or liability. Furthermore, any such opinion may already be out-of-date when viewed by the recipient. QI accepts no responsibility to update the information at any time, even in relation to material facts known to QI. In addition, any such opinion will have been formed only on the basis of the consideration of certain factors determined by QI. The opinion may be different if there are material factors that have not been considered. In particular, the performance of any investment may be affected by micro factors related to that investment which are completely unknown to QI and will not have been taken into account in relation to any opinion that may be expressed. Any opinion in the service content will have been formed on the basis of historic macro factors and projections of future performance by reference to historic factors. In practice, past movements and factors may not constitute a reliable indicator of future performance.

No Reverse Engineering

The systems used by QI to provide a Service are proprietary and confidential, including but not limited to the computer hardware and software the Service runs on. Any system for a Service provided by QI shall not be analysed, decompiled, or reverse engineered, nor should You cause a third party to analyse, decompile, or reverse engineer the same for any purpose.

DISCLAIMER OF LIABILITY AND WARRANTIES

QI AND ITS AFFILIATES, AGENTS AND LICENSORS CANNOT AND DO NOT WARRANT THE ACCURACY, COMPLETENESS OR TIMELINESS OF THE CONTENT AVAILABLE THROUGH ANY SERVICE. NEITHER QI NOR ANY OF ITS AFFILIATES, AGENTS OR LICENSORS SHALL BE LIABLE TO THE RECIPIENT OR ANYONE ELSE FOR ANY LOSS OR INJURY CAUSED IN WHOLE OR PART BY USE OF A SERVICE. IN NO EVENT WILL QI, ITS AFFILIATES, AGENTS OR LICENSORS BE LIABLE TO THE RECIPIENT OR ANYONE ELSE FOR ANY DECISION MADE OR ACTION TAKEN BY THE RECIPIENT IN RELIANCE ON SUCH CONTENT OR ANY SERVICE. QI AND ITS AFFILIATES, AGENTS AND LICENSORS SHALL NOT BE LIABLE TO THE RECIPIENT OR ANYONE ELSE FOR DAMAGES OF ANY KIND (INCLUDING, WITHOUT LIMITATION, LOST PROFITS OR DATA, DIRECT, CONSEQUENTIAL, SPECIAL, INCIDENTAL, INDIRECT, OR ANY OTHER DAMAGES) FROM THE RECIPIENT’S USE OF A SERVICE EVEN IF ADVISED OF THE POSSIBILITY OF SUCH DAMAGES AND REGARDLESS OF THE CAUSE OF ACTION. TO THE EXTENT SUCH DISCLAIMER OF DAMAGES IS NOT EFFECTIVE UNDER APPLICABLE LAW, THE ENTIRE AGGREGATE LIABILITY TO THE RECIPIENT OF QI, ITS AFFILIATES, AGENTS OR LICENSORS WILL BE LIMITED TO THE FEES, IF ANY, THE RECIPIENT PAID TO QI FOR ACCESS TO THE SERVICE THAT GAVE RISE TO SUCH LIABILITY. EACH SERVICE AND ALL SERVICE CONTENT IS PROVIDED “AS IS” AND QI AND ITS AFFILIATES, AGENTS AND LICENSORS DISCLAIM ALL EXPRESS AND IMPLIED WARRANTIES WITH RESPECT TO THE SERVICE, INCLUDING BUT NOT LIMITED TO MERCHANTABILITY, FITNESS FOR ANY PARTICULAR PURPOSE AND NON-INFRINGEMENT OF ANY SERVICE CONTENT, AND THAT A SERVICE WILL BE AVAILABLE, FREE FROM ERRORS, VIRUSES OR OTHER HARMFUL COMPONENTS. ANY CONTENT QI AND ITS AFFILIATES, AGENTS AND LICENSORS PROVIDE IS TO BE USED BY RECIPIENTS IN ACCORDANCE WITH ALL APPLICABLE LAWS, AND THE RECIPIENTS WILL BE SOLELY RESPONSIBLE FOR ANY CONSEQUENCES DERIVED FROM ANY USE OF CONTENT INCLUDING, BUT NOT LIMITED TO, USE THAT RESULTS IN TORT OR CRIMINAL LIABILITY.

The Recipient agrees to indemnify, defend and hold harmless QI, its subsidiaries and affiliates and their respective officers, directors, employees and agents from any claim, cost, expense, judgment or other loss relating to Your use of the Service, and without limitation of the foregoing, any action You take that is in violation of these Terms and Conditions. The failure of QI to exercise or enforce any right or provision of these terms shall not constitute a waiver of such right or provision.

Jurisdiction and Applicable Law: Any disputes related to the access and use of the service shall be governed by and interpreted in accordance with the Laws of England and Wales.

Quant Insight Limited 50 Liverpool Street, London EC2M 7PR Tel: +44 20 3865 1940
www.quant-insight.com