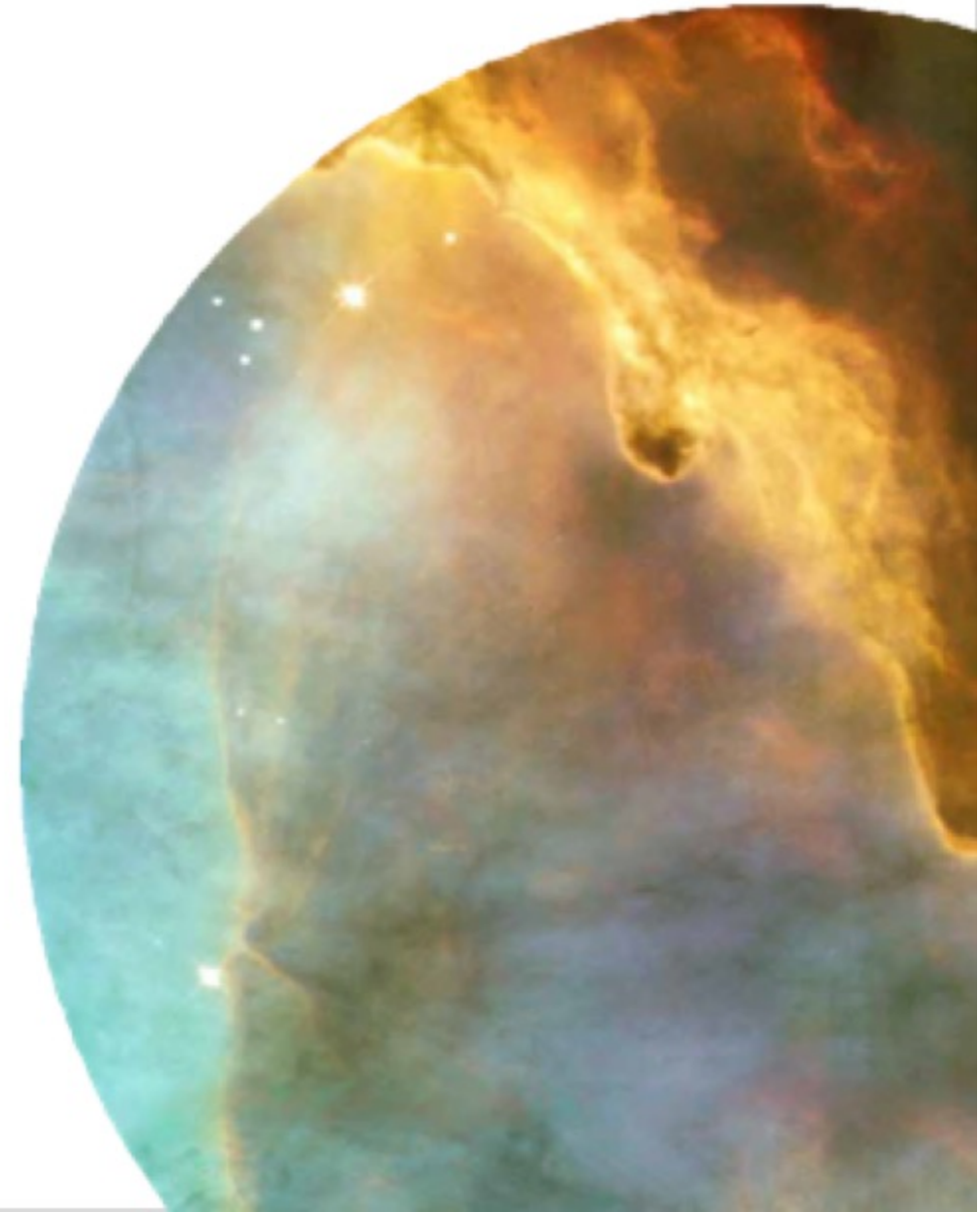




Qi RETINA™

Can you afford not to?

FX Presentation



NZDUSD

Bullish valuation ► *inflection* signal triggered 23rd August 2021 with spot @ 0.69



qi-trade-bot APP 5:11 PM

NZDUSD - Bullish Valuation

Valuation signal: FVG Inflection (3d spot and model move higher)

Momentum: Mixed

Name: New Zealand Dollar/US Dollar FX Spot Rate

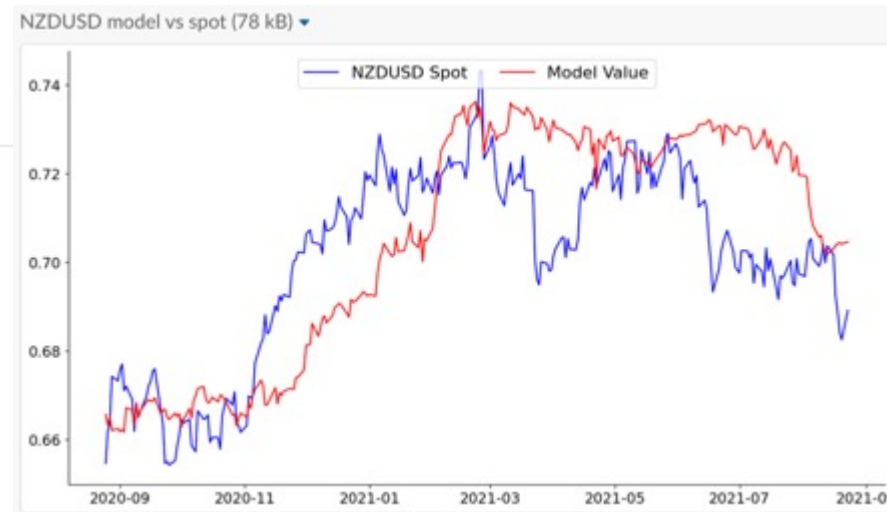
Asset Class: FX

Tags: USD, DM, NZD

Current Price: 0.69

Signal Strength: 3

[User Guide](#)



NZDUSD

Trade exit 1st September 2021 @ 0.71.
Return +2.58%.



Source: Bloomberg

USDCLP

Bullish valuation ► *inflection* signal triggered 20th September 2021 with spot @ 787.90

USDCLP - Bullish Valuation

Valuation signal: FVG Inflection (3d spot and model move higher)

Momentum: Mixed

Name: US Dollar/Chilean Peso FX Spot Rate

Asset Class: FX

Tags: USD, EM, CLP

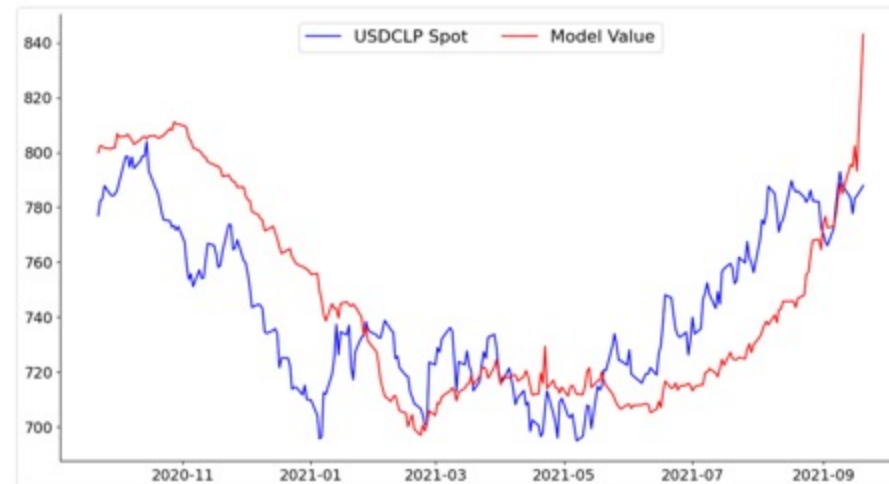
Current Price: 787.9

Signal Strength: 3

[User Guide](#)



USDCLP model vs spot (74 kB) ▾



USDCLP

Trade exit 15th October 2021 @ 823.45.
Return +4.43%.



Source: Bloomberg

AUSBRL

Bullish valuation ► *inflection* signal triggered 12th October 2021 with spot @ 4.0705



qi-trade-bot APP 1:56 PM

AUSBRL - Bullish Valuation

Valuation signal: FVG Inflection (3d spot and model move higher)

Momentum: Mixed

Name: Australian Dollar/Brazilian Real FX Cross Rate

Asset Class: FX

Tags: AUD, BRL, EM

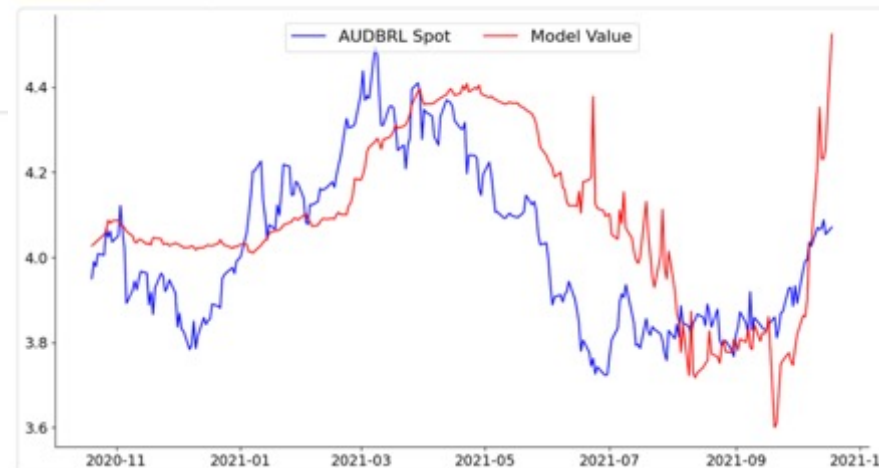
Current Price: 4.0705

Signal Strength: 3

[User Guide](#)



AUSBRL model vs spot (74 kB) ▾



AUSBRL

Trade exit 2nd November 2021 @ 4.22.
Return +3.76%.



Source: Bloomberg

CADNOK

Bullish valuation ► *divergence* signal triggered 20th September 2021 with spot @ 6.79

 **qi-trade-bot** APP 11:27 AM
CADNOK - Bullish Valuation

Valuation signal: FVG Divergence (10d model move higher, spot lower)

Momentum: Mixed

Name: Canadian Dollar/Norwegian Krone FX Cross Rate

Asset Class: FX

Tags: DM, NOK, CAD

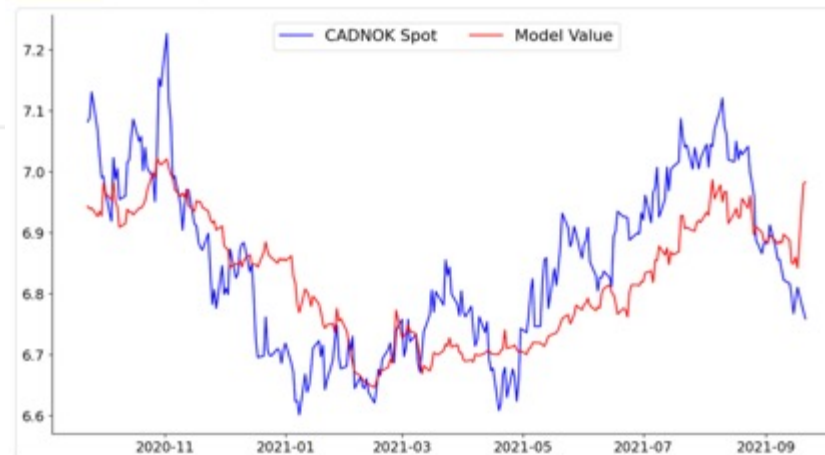
Current Price: 6.79

Signal Strength: 2

[User Guide](#)



CADNOK model vs spot (80 kB) ▾



CADNOK

Trade exit 11th October 2021 @ 6.87.
Return +1.52%.



Source: Bloomberg

USDSEK

Bullish valuation ► *inflection* signal triggered 20th September 2021 with spot @ 8.69



qi-trade-bot APP 7:11 PM
USDSEK - Bullish Valuation

Valuation signal: FVG Inflection (3d spot and model move higher)

Momentum: Mixed

Name: US Dollar/Swedish Krona FX Spot Rate

Asset Class: FX

Tags: USD, DM, SEK

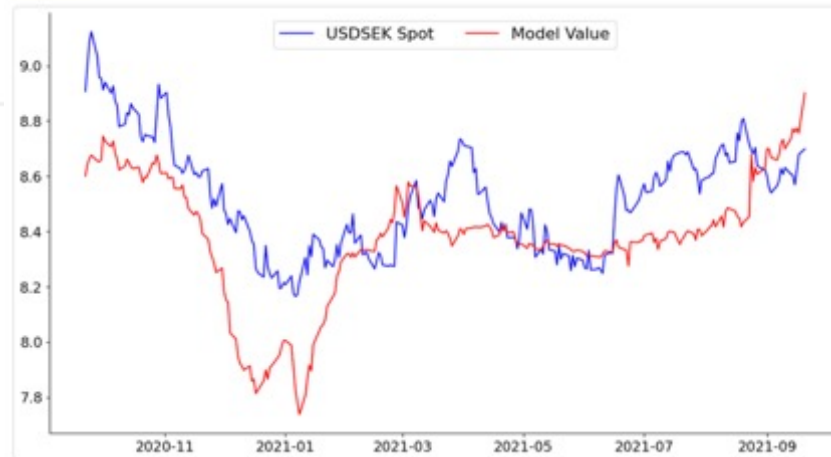
Current Price: 8.69

Signal Strength: 3

[User Guide](#)



USDSEK model vs spot (72 kB) ▾



USDSEK

Trade exit 29th September 2021 @ 8.81.
Return +1.49%.



Source: Bloomberg

EURTWD

Bearish valuation ► *inflection* signal triggered 20th September 2021 with spot @ 32.65



qi-trade-bot APP 6:57 PM

EURTWD - Bearish Valuation

Valuation signal: FVG Inflection (3d spot and model move lower)

Momentum: Mixed

Name: Euro/Taiwan Dollar FX Cross Rate

Asset Class: FX

Tags: EUR, TWD, EM

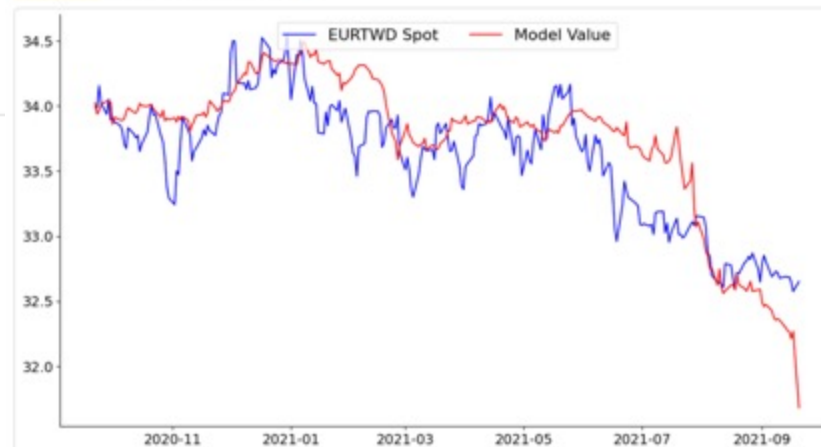
Current Price: 32.65

Signal Strength: 3

[User Guide](#)



EURTWD model vs spot (71 kB) ▾



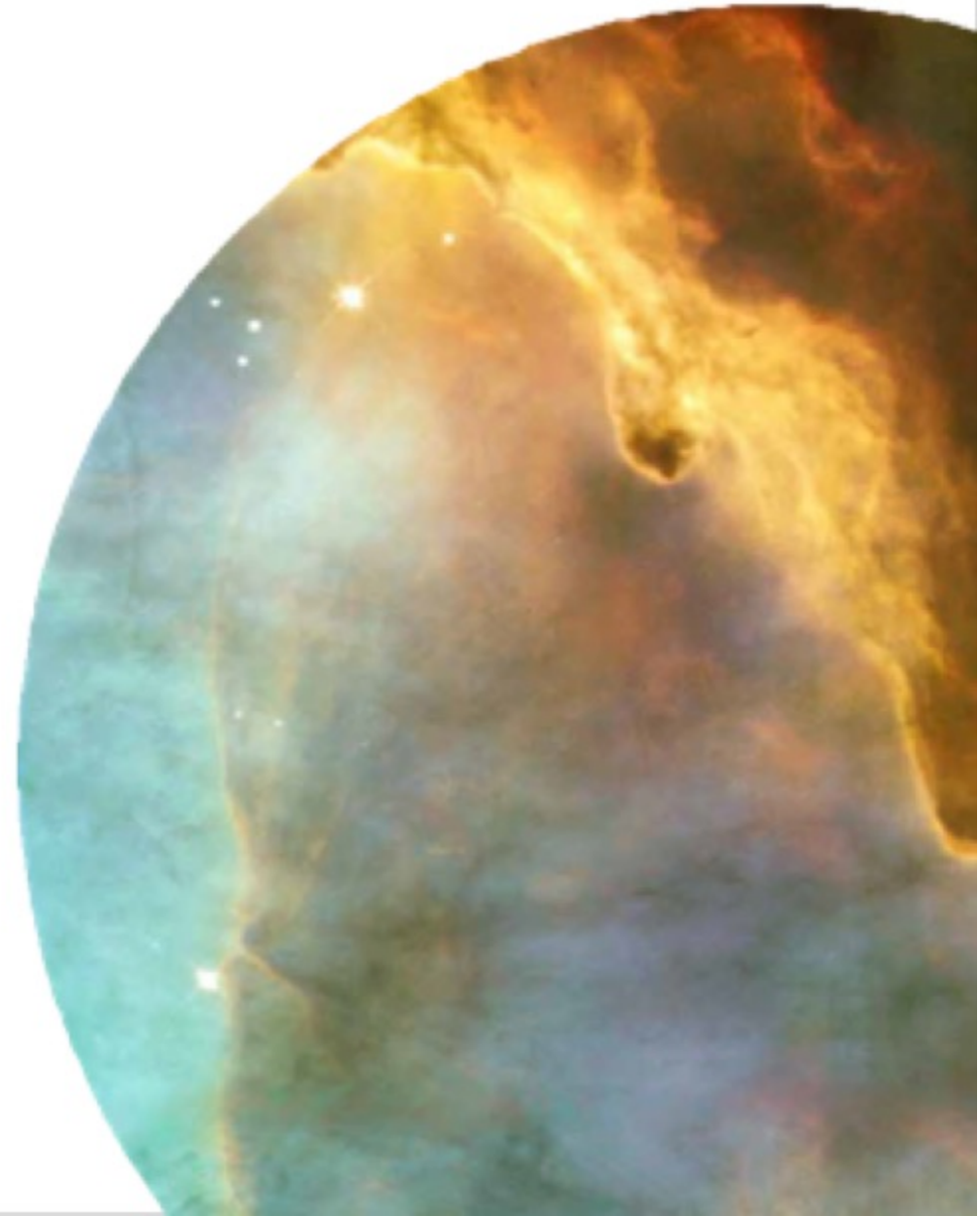
EURTWD

Trade exit 11th October 2021 @ 32.40.
Return +0.6%.



Source: Bloomberg

... & the one that got away



AUDUSD

Bearish valuation ► *inflection* signal triggered 20th September 2021 with spot @ 0.7250



qi-trade-bot APP 8:12 PM
AUDUSD - Bearish Valuation

Valuation signal: FVG Inflection (3d spot and model move lower)

Momentum: Mixed

Name: Australian Dollar/US Dollar FX Spot Rate

Asset Class: FX

Tags: USD, DM, AUD

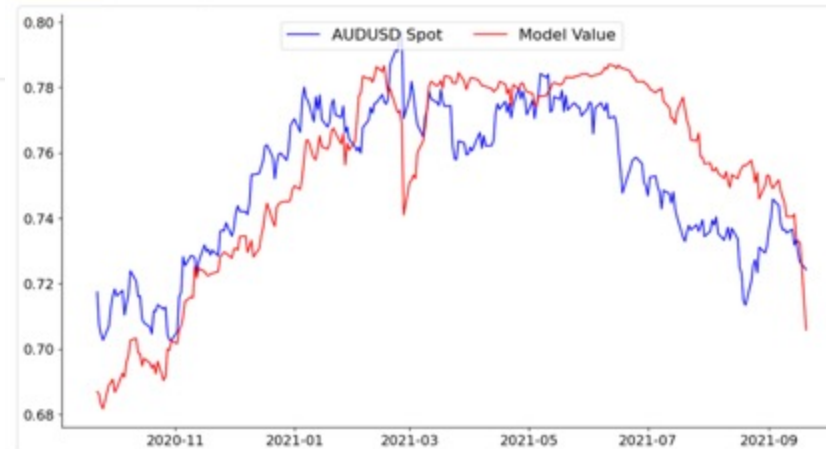
Current Price: 0.72

Signal Strength: 3

[User Guide](#)



AUDUSD model vs spot (76 kB) ▾



AUDUSD

AUDUSD hits a local low of 0.7170 on Sep 29th but thereafter rallies hard &, by end-October, had hit 0.7550



Source: Bloomberg

Disclaimer

The distribution of this document may be restricted in certain jurisdictions. The information contained herein is for general guidance and information only, and is subject to amendment or correction. This document is not directed to, or intended for distribution to or use by, any person or entity who is a citizen or resident of or located in any locality, state, country or other jurisdiction where such distribution, publication, availability or use would be contrary to law or regulation.

This document is provided for information purposes only, is intended for your use only, and does not constitute an invitation or offer to subscribe for or purchase any securities and neither this document nor anything contained herein shall form the basis of any contract or commitment whatsoever. This document does not constitute any recommendation regarding any securities, futures, derivatives or other investment products. The information contained herein is provided for informational and discussion purposes only and is not, and may not be relied on in any manner as accounting, legal, tax, investment, regulatory or other advice.

Information and opinions presented in this document have been obtained or derived from sources believed to be reliable, but Quant Insight Limited (QI) makes no representation as to their accuracy or completeness or reliability and expressly disclaims any liability, including incidental or consequential damages arising from errors in this publication. No reliance may be placed for any purpose on the information and opinions contained in this document.

No representation, warranty or undertaking, express or implied, is given as to the accuracy or completeness of the information or opinions contained in this document by any of QI, its employees or affiliates and no liability is accepted by such persons for the accuracy or completeness of any such information or opinions, and nothing contained herein shall be relied upon as a promise or representation whether as to past or future performance.

This presentation is strictly confidential and may not be reproduced or redistributed in whole or in part nor may its contents be disclosed to any other person under any circumstances